



Download the App in the Apple Store or on Google Play


PARENT -REGISTER ON THE RAPIDSHOT APP - NEW

1. Click - Get Started Here
2. Click - I am a Parent
3. Click - I am a new member
4. Complete the Setup
5. Complete the email verification
6. Join a location
7. Create a Roster
 - a. **Register New Athlete** –
 - i. Complete a profile to create a member ID# for each child – those new to RapidShot
 - ii. Each separate account will appear on the roster and data will be visible as it becomes available
 - b. **Invite Existing Athlete** –
 - i. Enter member ID# - an email will be sent to the athlete for acceptance
 - ii. The athlete will be listed on the roster as pending
 - iii. Once the invitation is accepted, the athlete's data will appear on roster

***Update/add email to an account with location manager. Use parent email for athletes under 13. Athletes must accept invitations via email.**

Register as an **athlete,**
parent/guardian, or **coach.**

12:05 5G


 **User Type**

Which of the following best describes you?

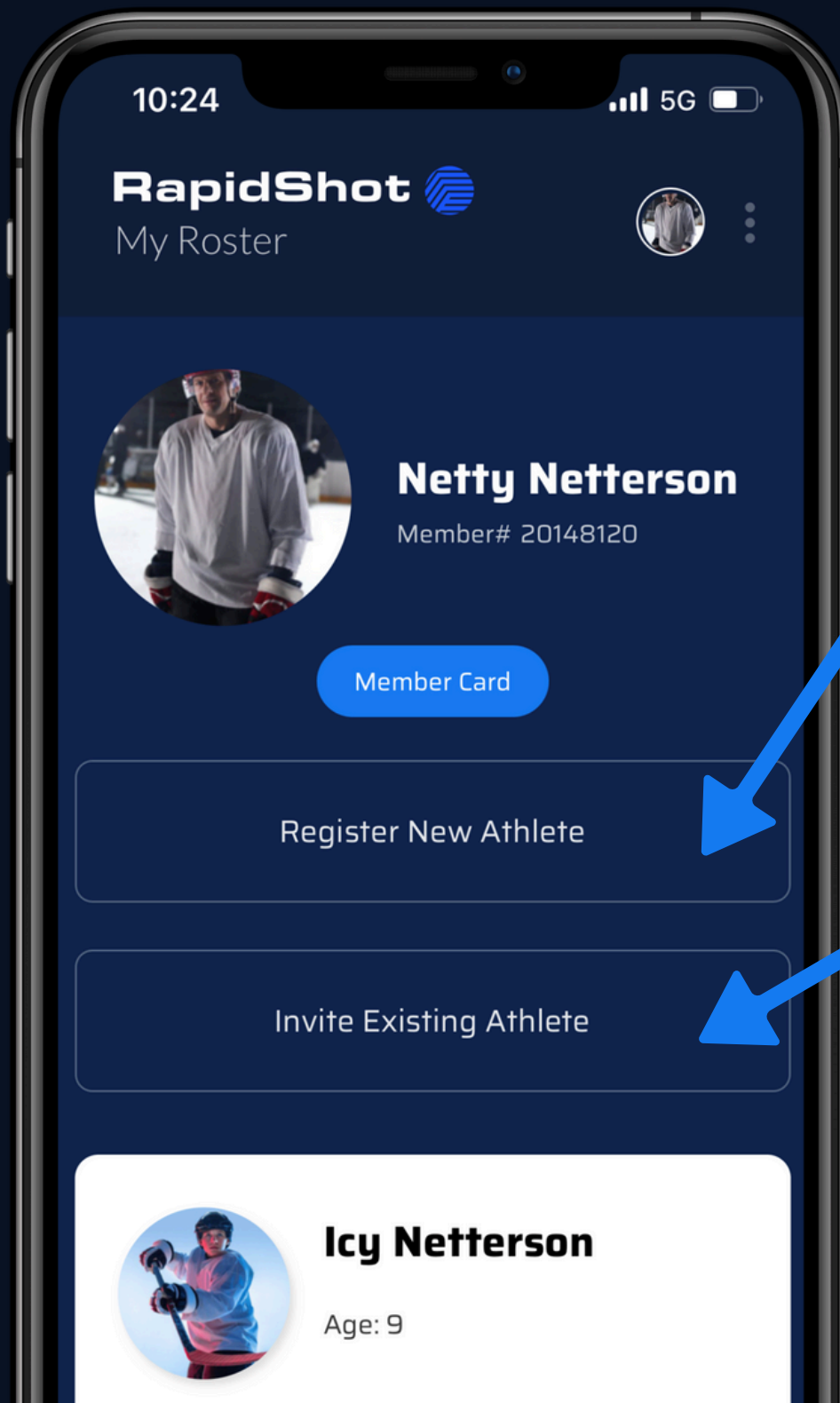
I am an Athlete (13+)
Track training progress

I am a Parent/Guardian (18+)
Create a family roster, Register children (required for Athletes <13), Invite existing Athletes, Track training progress

I am a Coach
Create a team roster, Invite existing Athletes, Track training progress



FAMILY ROSTER

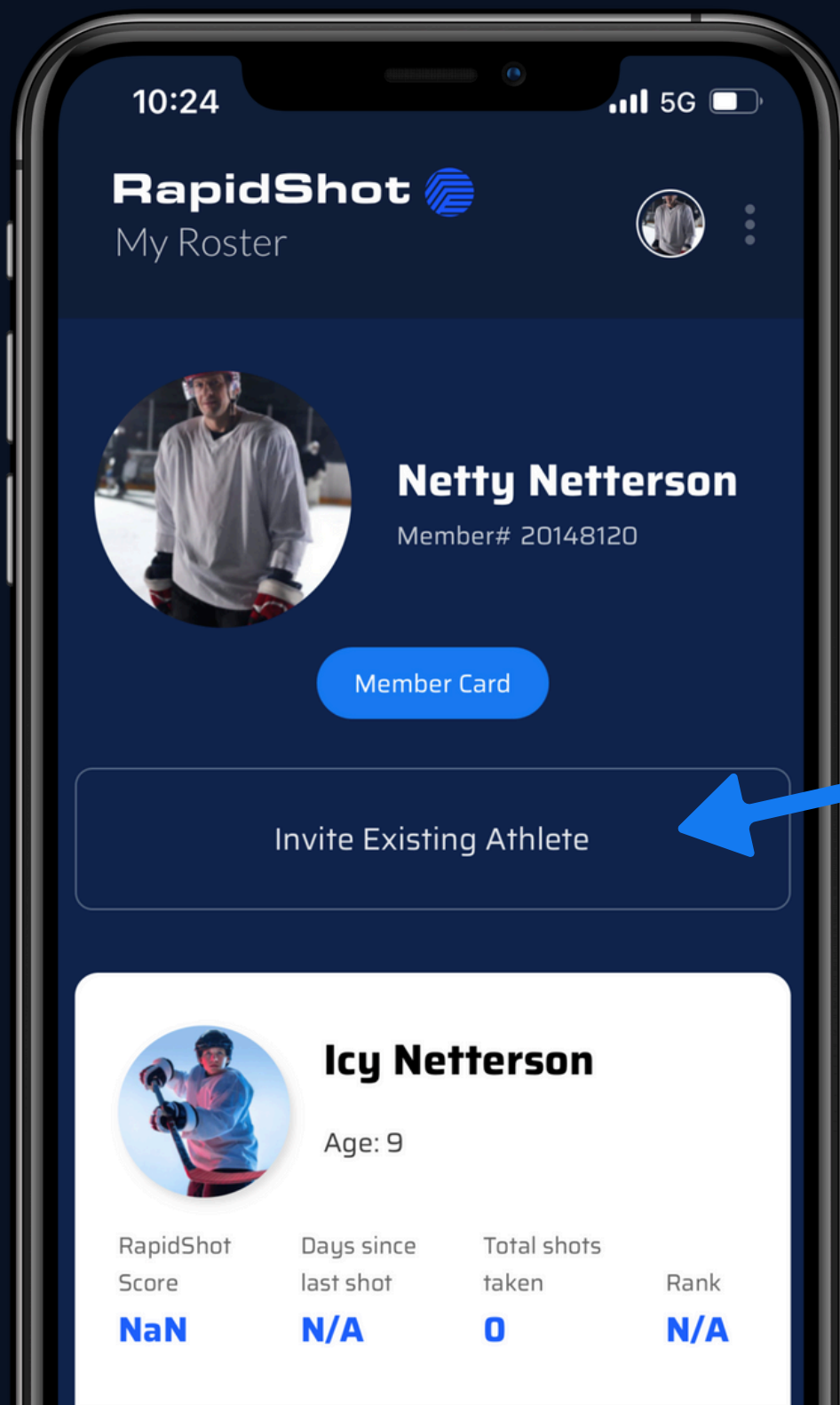


Parents are required to register children <13 years.

Parents can invite children who are currently RapidShot members.*

*Athletes must accept invitation via email. Update/add email to an account with location manager. Use parent email for athletes <13.

TEAM ROSTER



Coaches can invite athletes who are currently RapidShot members.*

*Athletes must accept invitation via email. Update/add email to an account with location manager.